

# NYAKA IMPACT EVALUATION REPORT

NIER2024



SOWING SEEDS OF CHANGE  
**Stewarding Growth  
and Creating  
Lasting Impact**

For Our Children's Sake



# Facts and Figures

Consolidating Nyaka's Impact in SouthWest Uganda



**23,037**

Grandmothers

In districts of Rukungiri,  
Kanungu and Rubanda



**129,719**

People reached  
through SGBV Community  
and School Outreaches



**\$432,430**

Amount disbursed  
Worth of  
Microloans



**92,148**

Total Orphans & Vulnerable  
Children (OVCs)

In districts of Rukungiri,  
Kanungu and Rubanda



**836**

Total Students

In all the 3 Nyaka schools  
and University



**14,380**

Medical Consultations  
At all Nyaka clinics  
since 2015



**91,872**

OVCs in School

Number of OVCs in  
school in 3 districts



**288**

Books borrowed  
From the Nyaka  
library



**6,955**

Patients Served

At all Nyaka clinics  
since 2015

## Table Of Content

### Preliminary

Context and Background	01
Mission, Vision, Values	02
Program Pillars	03
Preface	04
Note From The Founder	05
Program Areas	06

---

### Topline Outcomes

Education	08
Grandmothers	12
Health and Nutrition	18
SGBV	22

---

Acknowledgement	27
Theory Of Change	28
Strategic Plan 2025-2029	29

# Understanding The Communities We Serve



Nyaka works in last-mile, hard to reach communities characterized by geographic isolation, limited access to basic services (education, healthcare, banking, insurance), and high levels of vulnerability. These communities face challenges including extreme poverty, lack of education, poor health infrastructure, and gender-based inequalities.

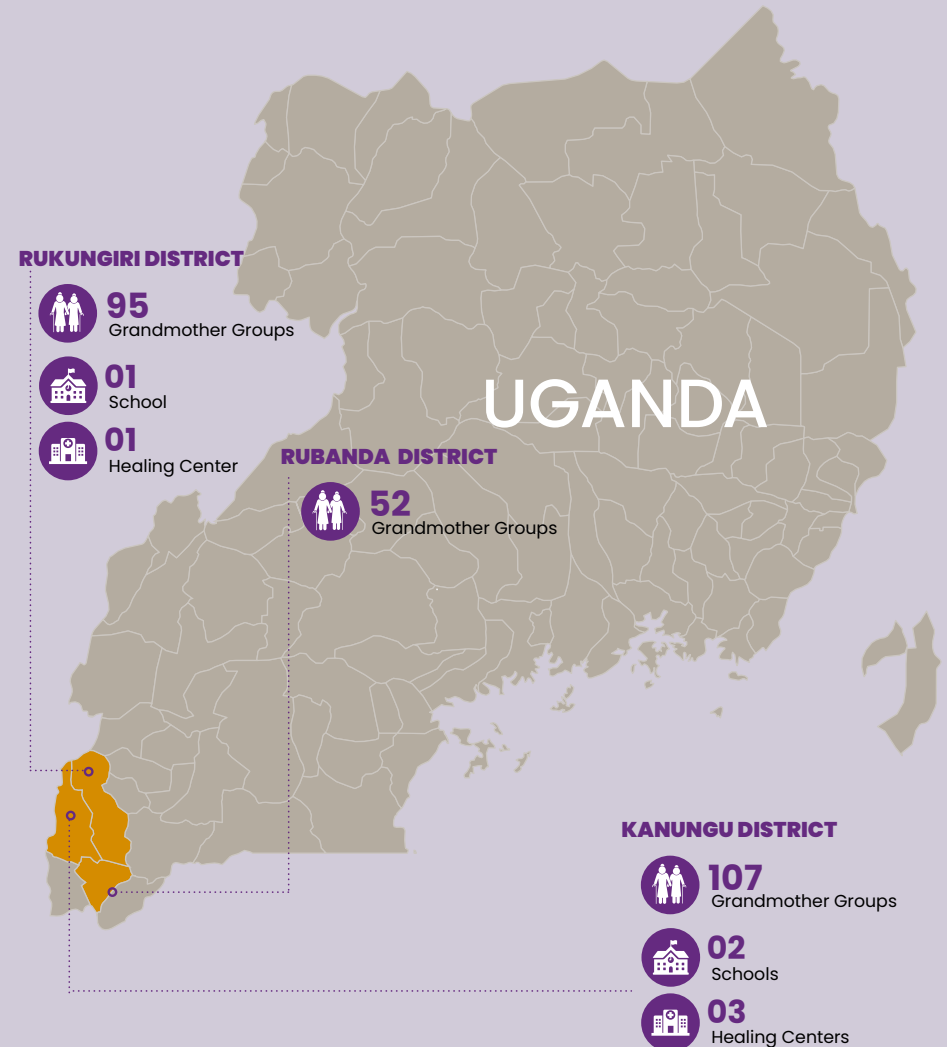
## Our Commitment To Change

Since 2001, we have partnered with underserved communities to address their unique challenges through innovative and community driven solutions that foster sustainable development and empowerment.

## Clear Objectives, Clear Results

Our work is guided by specific, measurable, achievable, relevant, and time-bound (SMART) objectives to ensure we remain accountable and focused. Over the years, our strategic goals have included:

- Increasing access to quality education for children.
- Enhancing health outcomes through improved service delivery and prevention initiatives.
- Empowering women and grandmothers through economic opportunities.
- Promoting community resilience through sustainable practices.



## Mission

Nyaka works with communities to empower women, nurture and protect children, so that they can learn, grow, and thrive

## Vision

A world where all vulnerable and underserved women and children have the knowledge, resources, and opportunities they need to grow and prosper

## Core Values

**T**ransparency  
**A**ccountability  
**R**easonableness  
**R**esponsiveness



# Nyaka Program Pillars

## EDUCATION

### Access to quality education

- Provide free/subsidized education covering tuition, welfare, menstrual health, skills training, and teacher support.

### Ovc well-being

- Improve household income and provide access to shelter, clean water, and adequate food.

### Child protection

- Promote community participation in protection of children from crime

## GRANDMOTHERS

### Poverty alleviation and human development

- Drive progress in multidimensional poverty through economic empowerment using the grandmother microfinance model and promotion of resilient agricultural practices.

### Gender equality and women's empowerment

- Enhancing Household Food Security and Nutrition
- Empowering Women through Leadership and Civic Engagement

### Public health and environmental sustainability

- Safe and Dignified Environments for Well-being.
- Productivity through Enhanced Water, Sanitation, and Hygiene.
- Enhance Grandmothers Health.



## HEALTH AND NUTRITION

### Community well-being

- Promote health and wellbeing for women and children.

### Healthcare optimization

- Optimizing healthcare operations

### Patients' confidence

- Elevate patient confidence and optimize healthcare delivery.

## SEXUAL AND GENDER BASED VIOLENCE PREVENTION

### Prevention

- Community awareness of SGBV prevention.

### Response

- Strengthened training for law enforcement, healthcare, social workers, and community leaders to effectively respond to SGBV, support survivors, and ensure justice.

### Advocacy

- Promote SGBV survivors' dignity, empowerment, recovery, and community reintegration.

Our model surrounds every child with a holistic support system, collectively implemented by Nyaka, the Community and Partners for the sake of our children's **LEARNING, GROWTH and FUTURE SUCCESS**

# Preface

In 2022, we introduced the Nyaka Impact Evaluation Report (NIER) as a tool to showcase the profound impact of your support on the lives of children, women, and communities. This report tracks key metrics, compelling impact stories, and powerful visuals that bring to life the difference your generous contributions make.

The NIER 2024 marks our third publication in this series, building on the foundation laid in 2022 and 2023. Each report has been a testament to the growth, resilience, and transformation that your support has fueled. As we reflect on the progress made, we also look to the future, inspired by the ongoing change we can achieve together.

# Note from the Founder



Over the past 23 years, Nyaka has dedicated itself to creating lasting change in the most underserved and vulnerable communities in southwest Uganda, where HIV/AIDS and poverty had devastated countless families. This report highlights our origins as a grassroots effort to address pressing community challenges through a holistic approach, and reflects on the progress and is a testament to a lasting change we have achieved in the lives of the people we have served over time.

At the heart of our holistic approach is the Nyaka Grandmothers Program, a groundbreaking initiative that has empowered over 23,000 grandmothers to provide care and nurture more than 92,000 orphaned and vulnerable children. What

began as a simple request for women to house children attending the first Nyaka Primary School has evolved into a program that transforms entire communities. Through training, skilling opportunities, and economic empowerment, Nyaka grandmothers are not just caregivers; they are heroes rebuilding their lives while raising the next generation.

At the core of our mission is the Education Program. Over two decades, it has grown to educate thousands of orphaned and vulnerable children, with over 300 graduates who have gone on to shape brighter futures for themselves and their communities. Complementing this are Nyaka Blue Lupin Libraries, which promote literacy and a love for learning, fostering knowledge and creativity among children and adults alike.

Our impact extends to healthcare, with its community and school-based clinics providing over 30,000 consultations annually. The clinics ensure access to essential medical care, vaccinations, and family planning services, with the help of the Electronic Medical Records (EMR) that has streamlined patient management, reduced errors, and enhanced the quality of care.

Our journey towards innovation and technology has transformed the way we deliver services and achieve our mission. The Electronic Medical Records (EMR) system has revolutionized healthcare by streamlining patient management, reducing errors, and easing access to quality healthcare. In addition, we leverage digital dashboards for real-time data analysis and monitoring, enabling informed decision-making across all

programs, and transparency to all our stakeholders. The Stores Management System, developed in-house, has ensured efficient tracking of stock movements and consumption rates, optimizing resource management. Similarly, the School Pay System has simplified parent/ guardian contributions, tuition and fee collection, promoting financial transparency and efficiency.

These digitized systems demonstrate our commitment to harnessing technology to drive efficiency, transparency, and impact within our communities. Our dedication to supporting innovation is a move to becoming fully paperless, streamlining operations, reducing waste, and ensuring that vital information is easily accessible and securely stored.

As we expand into other districts across Uganda, we remain steadfast in our commitment to empowering women and grandmothers, fostering resilience, and addressing the interconnected challenges of education, health, and social well-being.

This report captures our progress, milestones, and vision for a world where communities thrive through collective care and unwavering hope.

Twesigye Jackson Kaguri  
**Founder & CEO**

# Program Areas and Activities

Our programs are holistic, designed to address the interconnected needs of the most undeserved and hard to reach communities.



## Education Program

### Activities

Provision of scholarships, construction of schools, vocational training, and literacy programs.



## Health and Nutrition Program

### Activities

Mobile health clinics, vaccination drives, and HIV/AIDS awareness campaigns.



## Grandmothers Program

### Activities

- Vocational training, capacity building and business mentorship & skilling.
- Microcredit and saving programs.
- Home-based care.
- Advocacy to increase participation in decision making spaces.
- Livelihood programs for Grandmothers facing health and mobility challenges.



## Sexual and Gender Based Violence Prevention Program

### Activities

Psychosocial counseling, legal support, medical examination for survivors, and child protection initiatives.





# Turning Data into Stories of Change

**Our impact is measured not only in numbers but also in the stories of transformation within the communities we serve.**


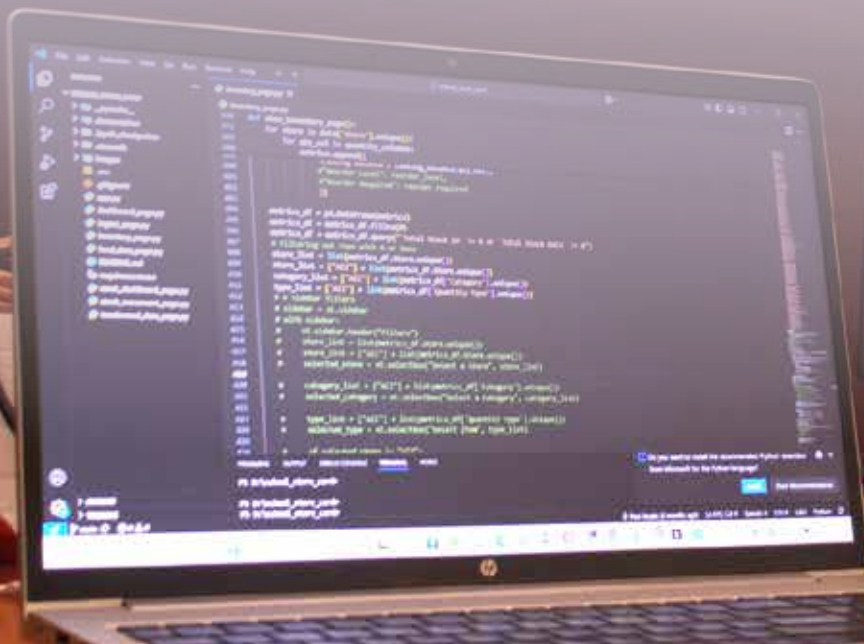
Explore the sections below to see the impact of your support in Southwest Uganda.


This year, we continue to highlight the heart of our work, structured around four key program pillars: Education, Grandmothers, Health and Nutrition, and Sexual and Gender-Based Violence (SGBV). Each section provides a unique perspective on our lasting impact—through the stories of children, grandmothers, and survivors.



**In the remotest corners of southwest Uganda, hope is no longer a dream but a reality we have built together for 23 years**

Join us as we reflect on our accomplishments





## EDUCATION PROGRAM



Education is not a privilege but a right that should be enjoyed by all, especially the children of Africa, who hold the keys to its future.

— Kofi Annan  
Former UN Secretary-General



**293**

Graduates since 2014

### PROGRAM GOAL

Ensuring equal educational opportunities for vulnerable children to acquire knowledge and skills for personal growth, employment, and active societal participation

## Impact Metrics

### IMPACT METRIC

### DESIRED OUTCOME

#### Employment



**70%**

of Nyaka-led university graduates transition to employment before or within 6 month after graduation

#### Wellbeing Index



**90%**

wellbeing index for Nyaka-led students across 10 domains that assess the wellbeing- of vulnerable children

#### School Completion Rate



**95%**

annual school completion rate sustained.

#### National Exam Pass Rate



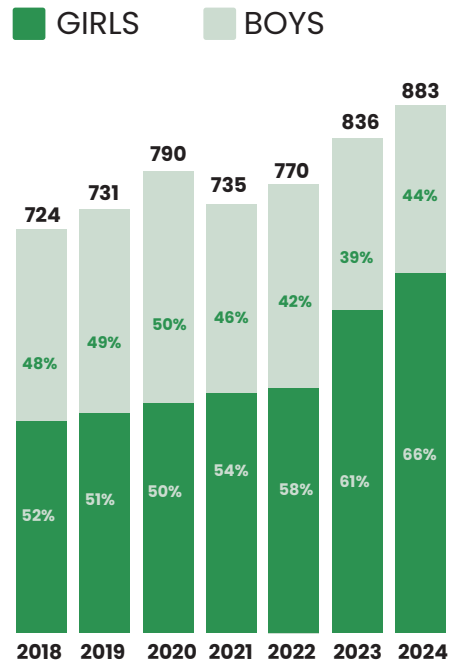
**90%**


national exam pass rate annually.

## 2024 Reach

# 5.6%

more students were supported by Nyaka's education program in 2024, compared to the previous year, and 22% more compared to 2018.



 We project to reach 1,000 students enrolled in Nyaka schools by 2026

## Education Impact Outcomes



### EMPLOYMENT

**24** more students graduated in 2024 with Bachelor's degrees bringing the cumulative total to **293** graduates since 2014.

# 79.8%

of the **293** graduates are employed up from **74%** in 2023.

- **64.5%** of them are in business or self-employed
- **15.3%** are formally employed (including doctors, teachers, engineers, etc.).
- **21.2%** of them are pursuing further studies, supporting parents and spouses, or having unfunded business plans.



### WELLBEING INDEX FOR STUDENTS

**94%** well being index for Nyaka students Vs **85%** in peer schools



The wellbeing index is composed of 10 key metric domains: Education, Shelter, Health, Mental Health, Protection, Community, Food and Nutrition, Spirituality, and Economic stability.



EDUCATION PROGRAM



SCHOOL COMPLETION RATE

100%

school completion rate across Nyaka schools and the scholarship program, ensuring students successfully complete their education levels with a certificate.



NATIONAL EXAMINATION PASS RATE

Nyaka-led Primary Schools

99.7%

pass rate in 2024 compared to 86% by peer schools and 98% in 2023

Nyaka Vocational Secondary Schools

99.7%

pass rate in 2024 compared to 86% by peer schools and 98% in 2023

University-sponsored students

100%

pass rate maintained in 2024.



CLASS ATTENDANCE RATE

98.7%

class attendance rate, significantly higher than the 68% reported by peer schools.

Beneficiary Voice EDUCATION



Gumoshabe Claire Graduate - Makerere University

Claire’s Journey of Motherhood, Education, and the Power of Support

At 24 years old, Gumoshabe Claire has defied the odds. A fresh graduate from Makerere University with a Bachelor of Science in Education, Claire’s journey has been marked by resilience and the power of community support.

Raised in Kagadi District by a retired soldier and a mother who struggled to pay school fees, Claire’s education nearly ended after Senior Four. However, her talent in chess secured her a scholarship at the Uganda Rural Development Training Program (URDT), opening new doors. She later joined the Nyaka AIDS Orphans Project under Beautiful World Canada’s sponsorship, a life-changing opportunity that enabled her to pursue higher education.

University, however, came with unexpected challenges. In her first year, Claire became pregnant. The news was overwhelming, she feared losing her scholarship and her dream of completing school.

“Truth is, it wasn’t so easy to digest,” she admits. Yet, with the unwavering support of her fiancé, mentors, and Nyaka, Claire found the courage to embrace motherhood.

Despite taking a one-year break in January 2021, Claire’s scholarship remained intact. Her greatest surprise? She was carrying twins! “Oh my God!” she recalls, overwhelmed with joy. The journey was tough while balancing school and motherhood wasn’t easy but on January 30, 2024, she graduated with a Second-Class Upper honor.

Now, Claire is giving back. She is developing a Technology Academy, where she hopes to teach coding and chess, while mentoring young girls.

“Be intentional, focus, and pray,” she advises. Reflecting on her journey, she says, “If it wasn’t for Nyaka, I would have lost hope.”

Claire’s story is proof that with determination and the right support, anything is possible.

More impact stories >>>



# NYAKA GRANDMOTHERS



Investing in women is the smartest investment a society can make. It's about more than equal opportunity – it's about enabling women to realize their full potential.

— Melinda Gates



## Impact Metrics

### IMPACT METRIC

### DESIRED OUTCOME

HOUSEHOLD  
INCOME



**\$4**

Increased daily household income and earnings

OVC  
CAREGIVERS



**95%**

Increased or sustained percentage of grandmother caregiving OVCs in school

OVC  
WELLBEING  
INDEX



**80%**

Improved OVC wellbeing index score



**8,532**

Grandmothers operating micro businesses



**5X**

Return On Investment per \$40 invested in a household of 5 members

## PROGRAM GOAL

Grandmothers are Socioeconomically Empowered and Self-Reliant to Nurture and Protect Children so that they Can Learn, Grow and Thrive



## Progress on Multidimensional Poverty



### PHONE OWNERSHIP

Phone ownership stands at **74%** up from **60%** in 2023, and from 34% at baseline in 2016



### RADIO OWNERSHIP

Radio ownership stands at **75%**, up **73%** in 2023 and from 56% at baseline in 2016



### SHOES OWNERSHIP

Shoes ownership by all members in the households increased from **79%** in 2023 to **87%**, compared to **37%** at baseline in 2016



### LITERACY






The proportion of the grandmothers able to read or write in any language was maintained at **73%**

Empowering grannies has resulted in 99.8% of the 92,148 OVCs under their care in the grandmothers' program being in school (55% female, 45% male).



# Progression on Monetary Poverty

## KEY IMPACT METRICS

IMPACT METRIC	DESIRED OUTCOME	
DAILY INCOME AND EARNINGS	> <u>\$4</u>	
ANNUAL AGRICULTURAL VALUE	> <u>\$500</u>	
ANNUAL LIVESTOCK ASSET VALUE	> <u>\$100</u>	
HOUSEHOLD ANNUAL NET VALUE	> <u>\$1,000</u>	
GRAMEEN PROGRESS OUT OF POVERTY INDEX	< <u>20</u>	

## NYAKA-LED GRANDMOTHERS

**\$3.67**

The average daily earnings increased to **\$3.67** in 2024, just **\$0.33** short of our target of **\$4**, marking a significant rise from **\$2.78** in 2023 and **\$1.06** at the baseline in 2016, demonstrating steady progress towards our goal.

**\$591**

The average annual agricultural value increased to **\$591** in 2024, continuing the upward trend observed in recent years. This is a notable increase from **\$561** in 2023, a significant improvement over \$550 in 2022, and a remarkable growth from the baseline value of **\$318** in 2016.

**\$196**

In 2024, the average annual livestock asset value fell to **\$108**, a 45% drop from **\$196** in 2023 due to increased livestock theft. However, it remains above the **\$67** baseline in 2016.

**\$1,479**

In 2024, the average household annual net value rose to **\$1,479**, a 22% increase from **\$1,211** in 2023 and a remarkable **226%** rise from the **\$453** baseline in 2016.

**14.97**

The PPI dropped further in 2024 to **14.97**, marking a **14% decrease** from **17.4** in 2023 and a significant decline from **17.9** in 2022 and **34.2** at the baseline in 2016. This is well below the global poverty threshold of **19.0**, indicating continued progress in reducing multidimensional poverty.

## COMPARISON GROUP

**\$2.32**

The peer group stands at **\$2.32**, an increase from **\$1.96** reported the previous year and rose significantly from **\$1.13** at the baseline in 2021.

**\$471**

The peer group reported **\$471**, an increase from **\$435** reported 2023.

**\$173**

The peer group stands at **\$173**, marking an increase from **\$151** the previous year and a significant rise from **\$127** at the baseline in 2021.

**\$1,002**

Comparatively, the peer groups stood at **\$916** in 2023, making an increase from **\$866** reported in 2022.

**22.4**

The comparison group stands at **22.4**, a reduction from **27.7** reported the previous year and **33.6** at the baseline in 2016.

# Grandmother Program Testimonials



## Mary Empowering Her Family Through Business

At 56 years old, Mary Ngabirano is a proud grandmother of seven grandchildren. For the past 10 years, Mary has been part of a grandmother group that empowers women through a revolving fund, provided by International Women Empowerment and supported by Nyaka. When she was given UGX 200,000 (\$55), Mary saw it as an opportunity to change her family's life.

"I rented a room to sell soft drinks like soda and simple snacks like boiled eggs," Mary recalls. "I also used some of the money to buy a goat to start my goat farming business."

The goat not only helped jumpstart her business but also provided milk for her youngest grandchildren, who were left in her care at a very young age. With the profits from her business, Mary has been able to cover school fees for the children, ensuring they have access to education despite financial challenges.

The support I received from Nyaka and International Women Empowerment has truly changed my life. I am now able to care for my grandchildren, provide them with education, and sustain my business, Mary shares gratefully.

Thanks to the support from Nyaka and the revolving fund from International Women Empowerment Mary's journey has been one of empowerment. She hopes to expand her business by setting up a bigger shop with more supplies, allowing her to make even more money.

Mary's story is a proof to the power of community-driven programs and how small investments can create significant changes in the lives of women and their families.

I am grateful to Nyaka for this support," Mary says, as she continues to build a brighter future for her family.



[More impact stories](#) >>



**SUPPORT  
NYAKA  
GRANDMOTHERS**



[nyakaglobal.org/donate](https://nyakaglobal.org/donate)



## HEALTH AND NUTRITION



The biggest opportunity for change lies in the very workforce that drives healthcare forward. Women are the backbone of the global health and care workforce, yet their contributions often go unrecognized and undervalued.

**Dr. Hanan Balkhy**

Regional Director, WHO Eastern Mediterranean Region, 2024.



**14,986**  
Unique patients served  
since 2011

## PROGRAM GOAL

Enhancing well-being, creating healthier children, grandmothers and communities with improved physical, mental, and social health for our children's sake

# Impact Metrics

## IMPROVED ACCESS TO MEDICAL CONSULTATIONS

### KEY IMPACT METRIC



*Increased access to medical consultations for common diseases*

### RESULTS

➤ **58%**

increase in general clinic consultations, totaling **17,078**, up from **10,811** in 2023

➤ **79%**

increase in Out Patient Department (OPD) consultations, totaling to **14,386**, up from **8,059** in 2023.

➤ **149%**

increase in dental consultations, totaling to **2,692**, up from **1,079** in 2023. This includes 576 new unique dental patients

## INCREASED ACCESS TO MEDICAL TREATMENT

### KEY IMPACT METRIC



*Improved access to medical treatment for common diseases (availability of medicines)*

### RESULTS

➤ **11%**

increase in general administered doses, totaling **257,888**, up from **225,102** in 2022.

➤ **24%**

increase in administered immunization doses, totaling to **831**, up from **669** in 2022.

➤ **7%**

increase in administered family planning doses, totaling **842**, up from **787** in 2022.

## IMPROVED ACCESS COST

### KEY IMPACT METRIC



Reduced  
healthcare service  
delivery costs (\$)

### RESULTS

» **\$7.57**

Amount offset by Nyaka's free / low cost healthcare services increased from \$5.05 per visit in 2023 to \$7.57 in 2024 per visit

» **\$2.22**

Amount of money saved from travel expenses per visit to Nyaka clinics increased from \$1.67 in 2023 to \$2.22 in 2024.

## IMPROVED ACCESS TIME

### KEY IMPACT METRIC



Reduced  
healthcare service  
delivery time (hrs)

### RESULTS

» **4.5 hours**

are saved per trip due to the efficient service, mobile clinic options, and strategic location of Nyaka clinics, a 225% reduction in travel time compared to distant peer health facilities in the area.

## DECREASED ACCESS DISTANCE

### KEY IMPACT METRIC



Reduced *distance*  
to healthcare  
services (km)

### RESULTS

» **5km**

less is traveled per trip, due to the strategic location of Nyaka clinics within the community, a 125% shorter distance than what patients travel to reach a distant peer health facility.



## HEALTH EDUCATION AND OUTREACH

### KEY IMPACT RESULTS



increase in people receiving health education, totaling **6,033**, up from **5,080** people reached in 2022.

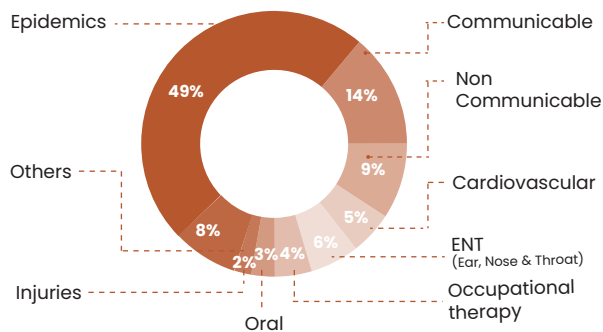


Patient satisfaction rate achieved, surpassing the **91%** reported in 2022.

We continuously optimize healthcare operations, including efficient patient data management, zero medical errors, and a fully staffed human resource team.



## CASE MANAGEMENT CATEGORIZATION



Of the cases presented in 2024, **49%** were epidemic diseases, **14%** were communicable conditions, **9%** were non-communicable, **5%** were cardiovascular, **6%** were ENT (ear, nose, and throat), **4%** were occupational therapy conditions, **3%** were oral, **2%** were injuries, and the remaining **8%** fell into other categories

## TESTIMONIAL

### Glorious' Journey With Mummy Drayton Clinic(MDC)

For the past three years, I have received exceptional care, from immunization and antenatal services to family planning. Every visit reassures me that I am in good hands. The medicines are always available, and the nurses are hospitable, ensuring we receive timely treatment with love and professionalism.

I am so grateful for the leadership of Dr. Twesigye Jackson Kaguri and the generosity of donors who have made this possible. Their efforts have brought vital healthcare services right to our doorstep, making it easy for our community. Mummy Drayton Clinic is more than just a health clinic; it does the best to ensure a healthier future for families like mine.



## SEXUAL AND GENDER BASED VIOLENCE PREVENTION



I am not free while any woman is  
unfree, even when her shackles are  
very different from my own.

— **Audre Lorde**





Nyaka's successful 3-part model to prevent, respond to and advocate against Sexual and Gender Based Violence (SGBV) has been implemented since 2015. The model demonstrates Nyaka's commitment to creating a safe, respectful, and empowered societies for our Children's sake.

## PROGRAM REACH



CASES REPORTED SINCE 2015

5  
2015



1,623  
2024

32,360%  
Increase

### SURVIVORS BY GENDER



### SURVIVORS BY AGE GROUP



1,623

SGBV survivors supported

### PROGRAM GOAL

Children and women are safeguarded against sexual abuse and gender based violence

## RESPONSE

### KEY IMPACT METRIC



Increased accessibility to support services for survivors.

### RESULTS

**12%**

more survivors were supported with medical tests, psychosocial care, legal advocacy, and follow-up visits, totaling 482, up from 432 in 2023.

### KEY IMPACT METRIC



Reduced post traumatic stress disorder score of the affected survivors through personalised support.

### RESULTS

**20%**

overall PTSD score among survivors who received support through 2024 for the second year continuously.

## PREVENTION

### KEY IMPACT METRIC

Increased community awareness of SGBV prevention, its impact on survivors, and available support service

### KEY IMPACT METRIC



Increased community awareness of SGBV prevention, its impact on survivors, and available support services

### RESULTS

**9%**

SGBV education outreach grew by 9%, reaching 139,746 people, up from 127,857 in 2023, bringing the total to 299,455 since 2015.

**62,308**

males were engaged in 2024 bringing the cumulative total to 151,715 males reached.



### KEY IMPACT METRIC



Increase in perpetrator arrests, prosecutions, and convictions, ensuring that survivors receive judicial justice.

### RESULTS

**62%**

increase in perpetrator arrests from 164 in 2023 to 266 in 2024

**23**

Convictions in 2023



**78%** increase

**41**

Convictions in 2024

A total of 489 arrests have been made since 2015, representing 48% of the 1,065 SGBV cases supported.

## ADVOCACY

### Purpose

Nyaka provides communities with tools and knowledge to prevent and respond to sexual and gender-based violence (SGBV), influencing policy and societal change. Significant progress has been made in fostering informed and proactive communities that challenge harmful beliefs and promote positive practices, creating safer and more resilient environments.

### Knowledge, Attitudes, & Practices (KAP Index)

Nyaka continues to engage in active collaboration with communities and government stakeholders to enhance mechanisms for responding to and preventing sexual and gender-based violence (SGBV). These ongoing initiatives have resulted in considerable improvements in the knowledge, attitudes, and practices (KAP) of community members.

### Knowledge

#### KEY IMPACT METRIC



Improved community knowledge index on SGBV prevention and response (%)



#### RESULTS

**94%**

of community members now have knowledge about SGBV prevention and response, a significant increase from 77% in 2023 and 54% in 2021, highlighting the effectiveness of our program in fostering informed communities.



### Attitudes

#### KEY IMPACT METRIC



Improved Community Attitude Index on SGBV Prevention and Response (%)



#### RESULTS

**90%**

of Nyaka community members now exhibit positive attitudes toward SGBV prevention, a significant rise from 69% in 2023 and 64% in 2021, highlighting a transformative journey toward safer, more aware communities.

### Practices

#### KEY IMPACT METRIC



Improved community Practices Index on SGBV Prevention and Response (%)



#### RESULTS

**84%**

of community members in Nyaka's operational areas now demonstrate positive practices in preventing and responding to SGBV, up from 71% in 2023 and 62% at baseline in 2021, reflecting steady progress in awareness and action over the years.

# A Teenage Mother's Story Of Overcoming The Pain Of Abuse

Teri (not her real name), a Senior Four candidate at a secondary school in Kanungu District, carries a story of unimaginable courage and resilience.

Her life took an unexpected and traumatic turn during her Primary Seven vacation. A familiar man in her neighborhood, who owned an electronics shop, lured her to his home located behind the shop. Under false pretenses and manipulation, he assaulted her, leaving her pregnant. Overwhelmed by fear and the stigma attached to such incidents, Teri kept the ordeal to herself.

When she joined secondary school in Senior One, the burden became too heavy to bear. She confided in the school matron, who advised her to seek medical help. The results confirmed her pregnancy. Efforts to apprehend the perpetrator were unsuccessful as he fled the community. Justice remains elusive, but Teri's spirit remains unbroken.

In her darkest moments, Teri found a lifeline through Nyaka's Kanungu Healing Center. With compassionate care from counselors and medical staff, she received counseling, medication, and prenatal support. Maureen, the Case Manager was a key figure in her recovery, provided unwavering support that empowered Teri to navigate her trauma.

Despite giving birth during her second term in Senior One, Teri made the courageous decision to return to school. Surrounded by a strong support system of her mother, father, and Nyaka's Healing Center, she persevered. Three years later, she is now in her final year of the first Phase of High School, determined to complete her education and build a brighter future for herself and her child.

Reflecting on her journey, Teri says, "It wasn't easy, but I knew I had to keep going. My child deserves a better future, and I want to be a mother she can be proud of. Nyaka's support gave me hope when I had none."

She also advises young girls to be cautious of men who lure them with gifts and encourages them to stand firm in protecting their dignity.

Today, her child is three years old, and Teri continues to pursue her dreams, guided by faith, hope, and her mother's steadfast encouragement.


Teri's story is a powerful reminder of why Nyaka's work matters. It is through collective compassion and support that young survivors can find healing and hope.



# Acknowledgement

We extend our heartfelt gratitude to all our funding and supporting partners. Your generosity enables us to provide essential services and life-changing opportunities to vulnerable children and their families. Together, we are creating a brighter and more equitable future. With your continued support, we aim to achieve even greater impact. Thank you for believing in Nyaka—the best is yet to come!

## OUR NON-INDIVIDUAL DONORS



## OUR INDIVIDUAL DONORS

To every individual donor who has trusted and believed in us. Your unwavering support is deeply appreciated. Thank you for making a difference.

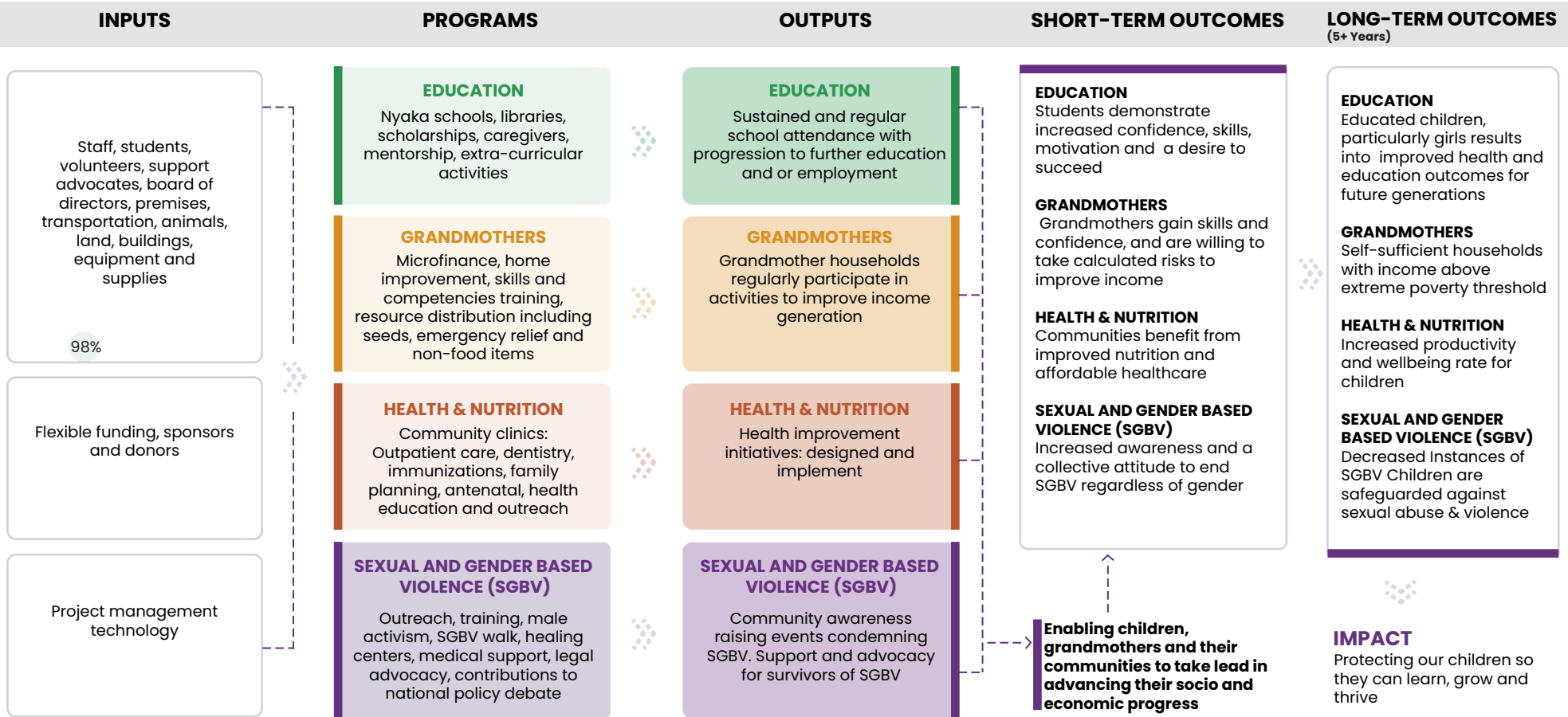
## OUR PARTNERS



Thank you for standing with us on this journey of transformation and hope!



# Theory of Change



## MISSION

Nyaka works with communities to nurture and protect children so they can learn, grow and thrive.

## PEOPLE

### (Who? & Where?)

Nyaka serves orphans and vulnerable children, their grandmother caregivers or guardians along with a few communities located within southwest Uganda.

## REASON (Why?)

To break the cycle of poverty through education for our children's sake.

### BIG IDEA (How?)

A holistic, social-ecological approach that surrounds each child with a comprehensive support system.

## PROBLEM (What?)

There are about 21 million children in Uganda - 56% suffer from multiple deprivations. 78% of the affected are rural based, and majority are girls. 9.5% are orphans (UNICEF, 2019). The deprivations include lack of access to Health, Education, Shelter, Food, Water, Safety and Employment. Consequently, children are denied opportunities to grow with dignity. Learning is impeded and their chances to thrive in future, diminish. Nyaka is working with communities to nurture and protect rural children, while providing solutions to the underlying deprivations, and supporting the attainment of related Sustainable Development Goals (SDGs).

## ASSUMPTIONS AND RISK FACTORS

- Target community is keen and willing to participate.
- Stable economy and political space.
- Funds and partnerships that invest in children are available and adequate.
- Providing children with comprehensive support can bring about significant positive changes in their lives and pave the way for a better future.

# Strategic Plan 2025–2029



## GOAL #1 Transformational Leadership

### STRATEGIC OBJECTIVE 100

Ensure that Nyaka will thrive beyond its current leadership



## GOAL #2 Program Reviews

### STRATEGIC OBJECTIVE 200.1

Expand and transition the Grandmother Program into the "Women to Live Program," to socially and economically empower 500,000 Women in last mile communities across Uganda to become self-reliant to Nurture and protect Children So that they can Learn, Grow and Thrive.

### STRATEGIC OBJECTIVE 200.2:

To Redesign the current SGBV model (Prevention, Advocacy, and Response) into the **SASA model** (Start Awareness, Support Action) anchored on strategic partnerships, and community engagement to create a supportive and empowered environment where survivors are protected, heard, and assisted, and where communities are actively involved in preventing and addressing SGBV

### STRATEGIC OBJECTIVE 200.3

To Transform the Education Program into a self-sustaining model by gradually transitioning from a fully subsidized system to a private sponsorship-based enrollment, starting with new recruits at the nursery level, ensuring financial sustainability and continued educational excellence. This model will be inclusive, innovative, and sustainable embracing technology and climate change.

## STRATEGIC OBJECTIVE 200.4

Enhancing well-being, creating healthier children, grandmothers and communities with improved physical, mental, and social health for our children's sake



## GOAL #3 Communications And Marketing

### STRATEGIC OBJECTIVE 300.

Amplify Nyaka's impact through strategic, innovative and inclusive communications



## GOAL #4: Science Technology And Innovation

### STRATEGIC OBJECTIVE 400.

Strengthen Nyaka's culture of innovation and document its impact



## GOAL #5 Resource Mobilization & Sustainability

### STRATEGIC OBJECTIVE 500.

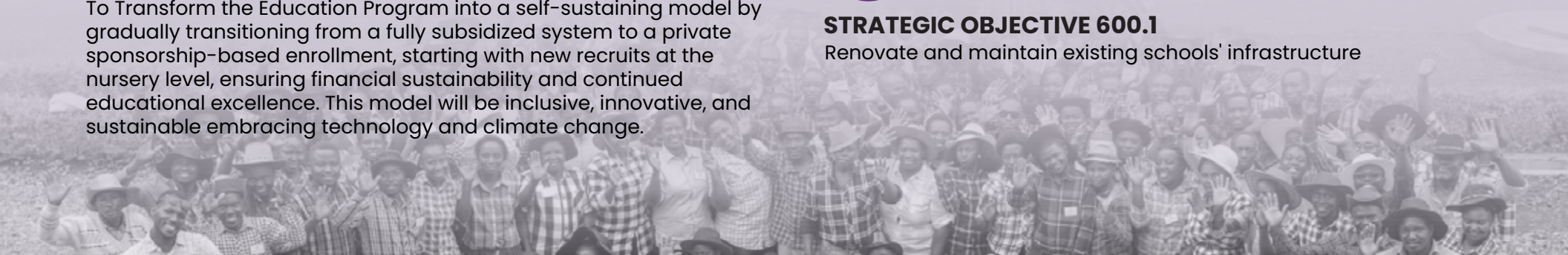
Secure sustainable funding to support and expand Nyaka's programs in education, women empowerment, healthcare, community support, and advocacy for vulnerable populations



## GOAL #6: Infrastructure Development

### STRATEGIC OBJECTIVE 600.1

Renovate and maintain existing schools' infrastructure



Education Program Data Tables

## Optimal Student Retention Rates

We aim for the **HIGHEST LEARNER RETENTION RATES**

YEAR	NYAKA	PEER	DIFFERENTIALS
2015	98%	86%	12%
2016	96%	89%	7%
2017	98%	90%	8%
2018	98%	81%	17%
2019	98%	89%	9%
2020	98%	91%	7%
2021	97%	92%	5%
2022	98%	90%	8%
2023	98%	88%	10%
2024	99%	91%	8%
<b>RETENTION RATE</b>	<b>99%</b>	<b>89%</b>	<b>10%</b>

Nyaka schools have achieved a **99%** student retention rate, which is **10%** higher than peer schools. Our facilities, such as accommodations, clinics, libraries, science labs, and demonstration gardens, support learners to stay in school.

## More Students Completing School Or Graduating

School completion is at the core of our mission and vision. Helping learners to grow and thrive means that they must consistently advance from one class to another throughout their schooling life.

YEAR	NYAKA		PEER		DIFFERENTIALS	
	PRIMARY	SECONDARY	PRIMARY	SECONDARY	PRIMARY	SECONDARY
2019	92%	100%	86%	90%	6%	10%
2020	85%	100%	82%	90%	3%	10%
2021	86%	100%	80%	89%	6%	11%
2022	92%	100%	84%	86%	8%	14%
2023	98%	100%	81%	83%	17%	17%
2024	98%	100%	78%	87%	20%	13%
<b>RATE</b>	<b>91%</b>	<b>100%</b>	<b>82%</b>	<b>88%</b>	<b>10%</b>	<b>10%</b>

Over the last six years, Nyaka schools have reported a higher pass rate of **91%** for the primary section compared to the peer schools with **82%**.

Nyaka Vocational Secondary School has consistently achieved a **100%** pass rate, compared to the peer schools with **89%**.

Overall, the examination pass rate among Nyaka-led schools has been **10%** higher than that of peer schools and **22%** above the national average.

## Prioritizing Learner well-being and Welfare

The higher ratings for Nyaka students compared to their peers, across multiple domains further underscore the positive impact of Nyaka's holistic approach to supporting children's well-being.

The Self Sufficiency Index (SSI) for Nyaka-led students was maintained at **94%**. This demonstrates consistent improvements in the wellbeing of children across the five key domains: **FOOD AND NUTRITION, EDUCATION, SHELTER, ECONOMIC, and PROTECTION.**

This rating is **19%** higher than their peers and suggests that these children have a higher level of wellbeing across these important areas of their lives. The high ratings across multiple domains further underscore the positive impact of Nyaka's holistic approach to supporting children's wellbeing.

	NYAKA			PEER			DIFFERENTIALS		
	2021	2022	2023	2021	2022	2023	2021	2022	2023
FOOD NUTRITION	99%	99%	99%	81%	78%	77%	18%	21%	22%
EDUCATION	99%	99%	99%	78%	77%	76%	21%	22%	23%
SHELTER	92%	97%	98%	78%	85%	85%	15%	12%	13%
ECONOMIC	79%	81%	82%	55%	61%	64%	24%	21%	18%
PROTECTION	87%	87%	87%	79%	64%	63%	8%	23%	24%
MENTAL HEALTH	90%	95%	95%	72%	85%	87%	18%	10%	8%
FAMILY	87%	91%	93%	78%	80%	76%	09%	11%	17%
HEALTH	85%	92%	91%	68%	77%	80%	17%	15%	11%
SPIRITUALITY	94%	93%	92%	94%	85%	81%	0%	07%	11%
COMMUNITY	85%	92%	94%	67%	73%	79%	18%	18%	15%
MEALS	100%	100%	100%	49%	51%	54%	51%	49%	46%
<b>AVERAGE RATING</b>	<b>91%</b>	<b>93%</b>	<b>94%</b>	<b>73%</b>	<b>74%</b>	<b>75%</b>	<b>18%</b>	<b>19%</b>	<b>19%</b>

We maintained the self-reported index for meals at school at **100%** among Nyaka students, which is **46%** higher than their peers. Nyaka provides meals for all students in primary, secondary, vocational, and tertiary education, ensuring that children have access to adequate nutrition that contributes to their overall well-being.

Nyaka students reported **19%** higher well-being than their peers in domains such as education, health, shelter, economics, welfare, food & nutrition, and mentorship among others. The holistic learning environment provided by the Nyaka education system, which includes tuition, stipends, and scholastic support, contributes to the overall well-being and growth of the students



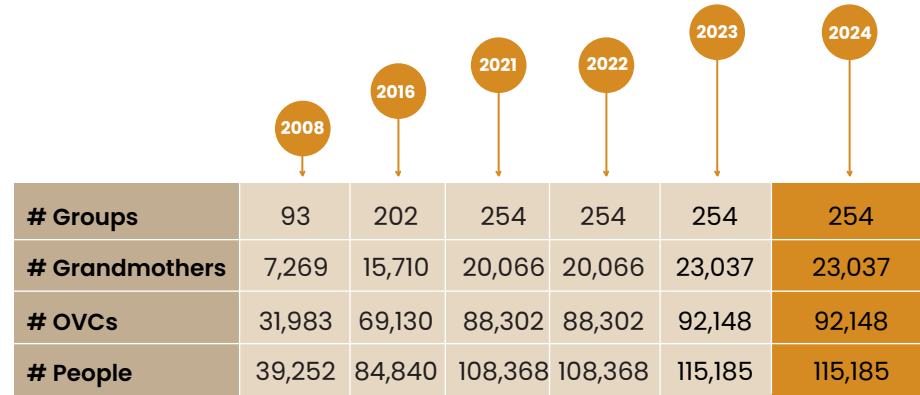
Grandmother Program Data Tables

### Grandmother Households Economic Progression

The grandmothers' economic progress contributes to the improved well-being and welfare of the OVCs under their care.

Nyaka empowers grandmothers to nurture and protect these children so they can learn, grow, and thrive against the adverse odds that exist in their communities.

### Program Reach



\*OVCs - Orphans and Vulnerable Children

In 2022, the average Nyaka grandmother-led household increased their daily income and earnings by 152%, putting them above the extreme poverty threshold of \$2.15, despite facing unprecedented global economic shocks.

	NYAKA					PEER					DIFFERENTIALS				
	BASELINE	2021	2022	2023	2024	BASELINE	2021	2022	2023	2024	BASELINE	2021	2022	2023	2024
<b>INCOME + EARNING / DAY</b>	1.06	2.18	2.67	2.78	3.67	1.13	1.74	1.96	2.04	2.21	-0.07	0.44	0.71	0.74	1.31
<b>ANNUAL HOUSEHOLD NET VALUE</b>	453	952	1,139	1,211	1,393	539	762	866	916	1,002	-86	190	273	295	391
<b>HOUSEHOLD INCOME</b>	100	432	606	646	1,047	113	365	449	486	554	-13	66	156	160	493
<b>HOUSEHOLD EARNINGS</b>	286	364	369	369	238	299	270	265	258	252	-13	94	104	112	-14
<b>ANNUAL LIVESTOCK VALUE</b>	67	156	164	196	108	127	127	151	173	196	-60	29	13	23	-88
<b>GRAMEEN PPI</b>	34.2	18.7	17.9	17.4	17.4	33.6	28.1	27.7	22.4	20.4	0.6	-9.4	-9.8	-5.0	-3.0

The net worth of Nyaka grandmother-led households has increased 2.5 times compared to the baseline and is 32% higher than that of their peers.

Compared to the baseline, Nyaka grandmother-led households have a Poverty Probability Index (PPI) that is **2.6** points below the national average of 20.

In contrast, the PPI of their peers is **27.4**, down from **33.6** reported at the baseline.

Livestock asset value for Nyaka grandmother-led households has increased by 144% since the baseline, from an annual average of \$67 to \$164.

This represents a 16% increase compared to their peers.

The welfare and well-being status of Nyaka grandmother-led households have improved 3.5 times faster than their peers.

## Enhancing the Wellbeing of OVCs

Nyaka uses the **OVC well-being Measurement Tool** to assess the overall well-being of a child across eleven domains. The tool captures various aspects of well-being. High self-reported indices suggest better overall well-being for the child.

### 2024 OVC SELF-REPORTED WELL-BEING RATING

The self-reported wellbeing rating for EDUCATION is **89%**, which is **15%** higher than their peers. This demonstrates the positive impact of Nyaka's grandmother program on children's access to education.

	NYAKA OVCs			PEER OVCs			DIFFERENTIALS		
	2022	2023	2024	2022	2023	2024	2022	2023	2024
<b>FOOD NUTRITION</b>	90%	91%	92%	72%	75%	78%	18%	16%	14%
<b>EDUCATION</b>	87%	88%	89%	72%	73%	74%	14%	15%	15%
<b>COMMUNITY</b>	82%	84%	86%	65%	69%	63%	17%	15%	13%
<b>ECONOMIC</b>	82%	81%	80%	56%	52%	58%	26%	29%	32%
<b>PROTECTION</b>	87%	89%	91%	52%	55%	58%	35%	34%	33%
<b>MENTAL HEALTH</b>	94%	95%	96%	91%	89%	87%	3%	6%	9%
<b>FAMILY</b>	84%	84%	84%	83%	85%	87%	1%	-1%	-3%
<b>HEALTH</b>	92%	93%	94%	83%	84%	85%	9%	9%	9%
<b>SPIRITUALITY</b>	90%	92%	94%	87%	88%	89%	3%	4%	5%
<b>SHELTER</b>	93%	92%	91%	92%	87%	82%	1%	5%	9%
<b>MEALS</b>	56%	57%	58%	40%	46%	52%	16%	11%	6%
<b>AVERAGE</b>	85%	86%	87%	72%	73%	74%	13%	13%	13%

Nyaka-led OVCs are receiving holistic support that is **13x better than that of their peers.**

Nyaka-led OVCs reported a **13%** higher rating for the COMMUNITY domain compared to their peers. Nyaka works with communities to nurture and protect children, positively impacting their overall well-being and development.



## Grandmothers' Savings And Credit Access

Due to limited access to finance, rural grandmother-led households are often excluded from economic empowerment initiatives. However, Nyaka's microfinance project has allowed them to borrow up to 26% more than their savings, which is 51% more than what their peers can borrow.

	NYAKA			PEER		
	2022	2023	2024	2022	2023	2024
<b>MONTHLY HOUSEHOLD SAVINGS</b>	\$1.4	\$1.7	\$2.0	\$1.0	\$1.2	\$1.4
<b>TOTAL HOUSEHOLD SAVINGS</b>	\$41	\$60	\$79	\$29	\$45	\$61
<b>HOUSEHOLD LOAN AMOUNT</b>	\$52	\$58	\$64	\$26	\$39	\$52
<b>HOUSEHOLD LOAN BALANCE</b>	\$44	\$46	\$48	\$28	\$34	\$40
<b>GROUP LOAN AMOUNT</b>	\$2,510	\$2,510	\$2,510	\$536	\$1,034	\$1,532
<b>% HOUSEHOLD SAVING IN A GROUP</b>	96%	96%	96%	86%	88%	90%
<b>%HOUSEHOLDS RECEIVED MICROLOANS</b>	94%	89%	84%	65%	74%	83%

Participation in microfinance activities by Nyaka grandmother-led households has significantly increased by **10%** more than their peers since the last COVID-19 lockdown in June 2021.

# Understanding Our Impact Evaluation Instruments

At Nyaka, we take our impact evaluations and data management seriously. We only use tools and instruments that have been tested for validity, reliability, and effectiveness.

To assess the well-being of children, we used the CRS Orphans and Well-being tool, which measures ten key domains including food and nutrition, education, shelter, economy, protection, mental health, family, health, spirituality and community. Higher self-reported scores indicate better well-being.

For grandmother households, we adopted the Household Economic and Welfare Survey to measure the impact on income and poverty reduction.

To track progress on SGBV knowledge, attitudes, and practices, we created an SGBV community engagement survey and a learner's engagement tool, both deployed by SGBV prevention experts.

Our health survey collected patient data through our custom electronic medical records system, which is analyzed to inform our programs.

We conducted secondary data collection for our education program by interviewing teachers and administrators with our staff development, satisfaction, and welfare tool, and using the CRS OVC well-being tool for children aged 14-18 years.

In 2022, we collected over 7,000 data points using our digital data collection and reporting systems, which we use for tracking progress, accountability, program design, and impact reporting.

We seek consent from every respondent and obtain consent from minors through their parents, caregivers, or guardians to ensure data authenticity. We achieved a 99.8% response rate and validated 99.7% of the data collected. Invalid samples were discarded from analysis.

We selected respondents through randomization, which allowed for precise and accurate impact outcomes compared to simple random sampling



# How We Compiled Our 2024 Impact Report

Nyaka's Theory of Change informs our impact strategy, guiding indicators and results frameworks aligned with our mission to nurture and protect children. To ensure data integrity, we engaged 60 independent data collectors from September to December 2024 and used automated data tools for Education, Grandmothers, Health, and SGBV programs since 2022.

Our MEAL team, formed in 2021, oversaw evaluation processes. Contractors were trained in digital data collection, and tools were pre-tested before fieldwork. Data was cleaned, analyzed, and reviewed internally and externally over four months. Income figures were standardized using Uganda's 2024 exchange rate (UGX 3,700/USD) and adjusted for inflation. Outliers were removed to maintain normal distribution.

We aimed for high sample sizes, achieving over 99% statistical power. In 2024, 14,210 respondents were surveyed, including OVCs, grandmother households, health program patients, and school staff. An independent third-party consultant reviewed our findings and language to ensure objectivity and credibility in reporting.



# Definition Of Key Concepts

**COMMUNITY:** A group of families and caregivers supporting each other in raising healthy and happy children.

**GROW:** Progress physically, emotionally, and mentally to develop into a healthy adult.

**GRANDMOTHERS** in rural Uganda are typically widowed senior citizens, aged 50+ and living on less than \$0.9 per day.

**HOUSEHOLD INCOME SURVEYS:** data collected on living conditions and income/expenditure patterns

**HOUSEHOLD INCOME:** Combined gross income received within a 12-month period by all members of a household

**HOUSEHOLD EARNINGS:** Includes household agricultural harvest, livestock assets, livestock consumed

**IMPACT:** Long-term effects of an intervention on individuals or a group over time

**LEARN:** Absorb information through exploration, experimentation, and guidance from educators and parents.

**NET PROMOTER SCORE (NPS):** Customer loyalty and satisfaction measurement based on the likelihood of recommending a product/service.

**NURTURE:** Provide a caring and supportive environment for optimal physical, emotional, and cognitive development.

**OVCs:** Orphans and vulnerable children are a high-risk group facing multiple challenges

**PEERS or COMPARISON GROUP:** group of people sharing interests or characteristics

**PROGRESS OUT OF POVERTY INDEX (PPI):** measures poverty progression based on welfare indicators

**PROTECT:** Create a safe and secure space for children's physical, emotional, and mental safety.

**SGBV:** Sexual and gender-based violence

**THRIVE:** Develop resilience, emotional intelligence, and well-being for lifelong success and happiness.

**WELLBEING:** The state of being happy, healthy, and content in all aspects of life.

**WELFARE:** The physical, social, and emotional health and prosperity of a child or individual.



**UGANDA**

P.O. Box 12540. Kampala,  
Uganda, East Africa  
+256 414 669483  
infouganda@nyakaglobal.org

**UNITED STATES**

5095 E Brookfield Dr  
East Lansing MI 48823  
(877) GO-NYAKA (466-9252)  
info@nyakaglobal.org



@NyakaGlobal

[www.nyakaglobal.org](http://www.nyakaglobal.org)

For our children's sake