2025 ANNUAL IMPACT EVALUATION REPORT

nyaka



Synthesising our achievements, verifying our model and mapping the 2025-2029 horizon

For our children's sake



Primary student at Kutamba Primary School in a library.

Table Of Contents

Organisational Snapshot 1

Executive Summary 2

Leadership Message 3

The Year in Context 4

Mukaaka Milia's Story 5

Impact Framework 6

Education 7

Care, Health & Protection 11

Resilient Livelihoods & Community Power 16

Audited Financial Statements 22

ORGANISATIONAL SNAPSHOT

2025 at a Glance

Nyaka marks 25 years of service in 2025, a milestone that reflects not just organisational longevity, but the maturity of a model that has demonstrably changed lives across South-Western Uganda. Nyaka serves as a catalyst for community-led resilience, transforming the landscape through grandmother empowerment and child wellbeing.

Our 2025 identity is defined by a strategic transition from traditional aid to a systems-based approach that secures long-term generational sustainability.

Note on Reporting Scope

From 2025, Nyaka consolidates its Annual Report and Impact Evaluation Report into a single Annual Impact Evaluation Report (AIER), serving both programmatic accountability and donor communication purposes. Financial accounts are included as a separate appendix, prepared by the Finance Department.

2025 Headline Metrics

121,248
People Directly Reached

SGBV

1,867
SGBV Cases
2015–2025

857
Perpetrators Arrested Since 2015

GRANDMOTHER

23,856
Grandmothers

96,000+
OVCs Supported

269
Mutual Support Groups

UGX 1.079B
Active Loan Portfolio

99%
Annual Loan Repayment Rate

EDUCATION

881
Total Students Supported

99%
Student Retention Rate

100%
School Completion Rate

91%
Child Wellbeing Index

EDUCATIONAL REACH
1,872
OVCs supported within broader district school systems

CUMULATIVE HEALTH ACCESS
48,866
Medical consultations since 2015; 6,955 individual patients served

ANNUAL FARM OUTPUT
3,632
Litres of milk sold; UGX 12.2 million in firewood supplied to NVSS school

MICROFINANCE COVERAGE
99.6%
Of all groups have accessed at least one loan cycle

SGBV ADVOCACY
467,201
People reached through multimedia campaigns and the annual Walk Against SGBV

STRATEGIC SCALE
1.46 Million
Women reached by 2029



The 2025 Inflection Point

EXECUTIVE SUMMARY

2025 marks 25 years of Nyaka's existence, a milestone defined not just by scale, but by the maturity of our model. This report documents evidence of durable change: from children completing school and entering careers, to grandmothers crossing the poverty threshold through microfinance, to communities taking ownership of their own protection systems.

Key Achievements at a Glance

REACH
121,248
Total primary actors across three districts

EDUCATION
99%
Learner retention, **100%** school completion; **43%** of graduates in formal employment within 12 months

ECONOMIC EMPOWERMENT
260.38%
Growth rate in grandmother household income over 60 months from $1.06 to $3.82 per day

PROTECTION
1,867
SGBV cases supported (2015–2025); 857 perpetrators successfully arrested

FARM & FORESTRY
UGX 18M+
Total farm value - **3,632** litres of milk sold; **4,587** litres supplied to NVSS kitchen; UGX 12.2 million in firewood



Leadership Message

A Quarter-Century of Resilience and Renewal

Dear Friends and Partners,

As we reflect on 2025, I am reminded of where this journey began. When I was a child in the 1970s, I shared a single pencil with my five siblings. My father would break that pencil into five pieces so each of us could have a part. "Because I had a fifth of the pencil, I ended up at Columbia University." That small piece of graphite was the architecture of my resilience, and it remains the foundation of Nyaka.

The year 2025 marks a significant milestone in our history, 25 years of existence, amazing blessings, and continuous learning. What began as a simple commitment to house and educate a few children orphaned by HIV/AIDS in Nyakagyezi has evolved into a holistic ecosystem of hope. Today, we don't just provide pencils; we provide pencils with erasers, something I never had.

Sustaining Our Impact

In 2025, Nyaka reached a total of 121,248 people, supporting 96,000+ orphaned and vulnerable children (OVCs) and 23,856 grandmothers across 269 groups.
Our commitment to quality remains unmatched, with a 99% retention rate and 100% school completion rate across all levels. Our educational mission is now yielding long-term results: 43% of our graduates transitioned to formal employment or started their own businesses within 12 months of graduation.

Scaling the Grandmother Model

We are no longer just a regional success. In 2025, we began the ambitious scale of our Grandmother Programme.
At the Clinton Global Initiative, we committed to a movement that will eventually empower 1.46 million women across 146 districts in Uganda. We are moving beyond individual support to systemic change, increasing loan sizes and training 500,000 entrepreneurs by 2029 to ensure grandmothers have the dignity and financial freedom to decide their own futures.

Innovation and Ethical Stewardship

This year, we strengthened our "Architecture of Resilience" through technological advancement and leadership. We launched the Nyaka Stores Management System (NSMS), our first in-house developed digital tool to optimise operations. We also welcomed a Chief of Sustainability and Innovation to our leadership team to ensure Nyaka thrives for generations to come. Our work continues to be guided by our TARR values: Transparency, Accountability, Reasonableness, and Responsiveness.

The best is yet to come!



Twesigye Jackson Kaguri, PhD
Founder and CEO, Nyaka

THE YEAR IN CONTEXT

Navigating the Landscape

South-Western Uganda's socio-economic landscape in 2025 was characterised by reliance on subsistence agriculture and the multi-generational impact of the HIV/AIDS epidemic. In Rukungiri, Kanungu, and Rubanda with expansion into Rukiga, these conditions necessitate a systems approach.

Isolated interventions are insufficient because poverty is multi-dimensional: a child cannot learn effectively without nutritional security, and a grandmother cannot manage a business while caring for a sick child without clinical access. Nyaka's Kinship Model addresses these dependencies by treating the family unit as the primary engine of change.

> Empowering the elder inherently protects and educates the youth

2025 also presented the broader challenge of shifting global funding landscapes. Nyaka responded by deepening its self-sustainability mechanisms, the revolving microfinance fund, farm and forestry income generation, cost-sharing health services, and the launch of NSMS, all designed to reduce long-term dependency on external funding.

The commitment to one million lives by 2029 is not a donor ambition; it is a community-driven covenant.



A granny harvesting coffee from her garden.

Mukaaka Milia Holding her Home Together

For more than two decades, Mukaaka Milia, 53, worked alongside her husband to build a stable home for their family. Together, they raised five children each of whom has completed school, with the youngest now at university. It was a future they planned carefully, through hard work and shared responsibility.

Then illness changed everything.

Milia's husband now suffers from severe back pain that limits his ability to work. As his health declined, the responsibility for sustaining the household and their livelihoods shifted almost entirely onto Milia.
Today, she manages their coffee farm, poultry business, and household finances, while also caring for four grandchildren, two girls and two boys under the age of seven.

Seven years ago, Milia joined a Nyaka-supported Mukaaka (grandmothers') savings group. Through the program, she received financial literacy training and access to affordable, low-interest loans that have become essential in navigating her family's changing circumstances.

Over the past five years, Milia has accessed loans totaling UGX 5,000,000, which she has used strategically to pay farm workers, invest in poultry, and run small income-generating projects.

Read Full Story



"We have been trained on how to manage our money and take care of our homes better. Because of this, I can plan, invest, and support my family even when times are hard.

Some of us can handle loans of up to UGX 10 million, with more capital, we can expand our businesses, employ more workers, and grow faster.

-Mukaaka Milia



A granny in her beans garden

IMPACT FRAMEWORK
Thematic areas

Nyaka utilises a multi-sectoral systems approach to ensure OVC wellbeing through three strategic thematic pillars, each reinforcing the others in a Cycle of Prosperity. The 2025 framework reflects Nyaka's updated programme architecture, aligning delivery with the 2025–2029 Strategic Plan.

1

LEARNING & OPPORTUNITY

Programme Pillars
Education; Libraries & Learning Spaces; Alumni & Leadership Network

Primary Actors
Children, teachers, alumni, community

2

CARE, HEALTH & PROTECTION

Programme Pillars
Health (incl. Nutrition & Mental Wellbeing); SGBV & CSA Prevention and Response

Primary Actors
Families, vulnerable women, PLWHIV, survivors

3

RESILIENT LIVELIHOODS & COMMUNITY POWER

Programme Pillars
Grandmothers (Community Care & Economic Strengthening); Farm & Forestry

Primary Actors
Grandmothers, local farmers, youth, school communities

Each pillar is designed to interlock with the others. A grandmother who receives a microloan (Pillar 3) also benefits from the school feeding programme supported by Desire Farm (Pillar 3), and her grandchildren attend a Nyaka school (Pillar 1) where they access a clinic (Pillar 2). The pillars are not programmes in isolation, they are nodes in a community resilience network.

LEARNING AND OPPORTUNITY

Ensuring children facing the greatest risks have the opportunity to thrive.



- Education
- Libraries & Learning Spaces
- Alumni & Leadership



EDUCATION

Nyaka's educational model spans nursery through university, combining direct enrolment support with community-linked libraries and a robust alumni mentorship network. In 2025, the programme continued to exceed national benchmarks across every key metric.

Ensuring equal educational opportunities for vulnerable children to acquire knowledge and skills for personal growth, employment, and active societal participation.

2025 Enrolment at a Glance

SCHOOL	ENROLMENT
Nyaka Primary School (NPS)	~255 learners
Kutamba Primary School (KPS)	~226 learners
Nyaka Vocational Secondary School (NVSS)	~281 students

Key Impact Metrics — Education

99%
Student Retention Rate

100%
School Completion Rate

99.7%
National Exam Pass Rate (Primary)

100%
UCE Pass Rate (NVSS)

Academic Transition, 2025

Four female scholarship graduates from Makerere University and MUBS completed degrees in Forestry, Accounting, and Mechanical Engineering in February 2025. Two, Jojiya and Halima, had already secured employment at the time of graduation.

331
Total University graduates

38
Graduated in 2025

02
Community development projects initiated by Nyaka alumni

Employment

77.8% of 331 graduates are employed - *up from 74% in 2023*

10% of the graduates are actively running businesses or being self employed.

43% of graduates are transitioning to formal employment or starting their own business ventures within 12 months of graduation

Scholarship Programme

The Scholarship Programme currently supports 119 students through tertiary and secondary levels, funded by Beautiful World Canada (BWC), Global Affairs Canada (GAC), and individual sponsors. A virtual mentorship session in early 2025 connected NVSS students with career guidance consultants, marking Nyaka's transition towards a more deliberate alumni and professional leadership development model.



Nyaka Primary student in class.



LIBRARIES & LEARNING SPACES

NAOP operates two community-linked Blue Lupin Libraries, at Nyaka and Kutamba, serving children, students, grandmothers, and the wider community. The library programme dramatically exceeded its targets in 2025, demonstrating that community demand for literacy and safe learning spaces radically outpaces initial projections.

18,098
Unique readers since program launch

2025 Library Performance Against Targets

Indicator	Result	Target	Variance
Total library visitors	3,149	1,750	80% above target
Youth interactions (ages 6–13)	5,226	3,000	74% above target
Computer training sessions	244	234	4% above target
Satellite & mobile library visits	1,680	1,000	68% above target
Community outreach (direct)	831 people	500	66% above target
Books borrowed (cumulative)	308+		

The satellite and mobile library programme, which brings books and reading sessions directly to remote communities, achieved 1,680 visits against a target of 1,000, a 68% overperformance. This confirms that geographic access, not appetite for learning, is the primary barrier in Nyaka's operational communities.

Computer training was scaled significantly, with 210 individuals trained in Microsoft Office packages and e-government services in Q1 2025 alone. The library is evolving from a literacy resource into digital economic infrastructure, providing community members with skills that translate directly into income-generating opportunities.

ALUMNI & LEADERSHIP NETWORK

The Alumni & Leadership Network is Nyaka's newest formally recognised pillar, reflecting the coming-of-age of the original cohort of programme beneficiaries. With 331 university graduates since 2014, Nyaka now has a critical mass of alumni working as doctors, teachers, engineers, and entrepreneurs in communities across Uganda.

480
ALUMNI

The 480 Alumni includes 331 university graduates and graduates from vocational institutes

Target: 2025–2029

The alumni network is being formalised into a structured leadership Pipeline, with a target of **70%** of university graduates transitioning to employment before or within 6 months of graduation *(currently tracking at 43% within 12 months).* The network will serve as a fundraising, mentorship, and advocacy resource for **Nyaka's next generation.**

2025 Milestones

1. Virtual mentorship programme launched, connecting NVSS students with career consultants and alumni professionals.
2. Four female graduates from Makerere University and MUBS employed at time of graduation, two in Forestry and Engineering
3. Alumni giving back: graduates initiating community development projects in home villages
4. Alumni now represent lived-experience leadership within Nyaka's ecosystem, providing peer mentorship for current students



Beautiful World Canada sponsored students graduate.



2 CARE HEALTH & PROTECTION

Tripling hope: historic surges in clinical care, survivor support, and community protection.

HEALTH

Nutrition & Mental Wellbeing

Nyaka's health programme provides outpatient care, dentistry, immunisations, antenatal care, and school health services through the Mummy Drayton Clinic (MDC) in Kambuga and the Kutamba Clinic. A cost-sharing model generates community contributions, proving local buy-in and building long-term financial sustainability.

48,866
Medical Consultations since 2015

Programme Goal

Enhancing wellbeing, creating healthier children, grandmothers and communities with improved physical, mental, and social health, for our children's sake.

Cumulative Health Impact

Since Inception, 2015

6,955
Unique Patients Served

4.5
Hours saved per trip

$2.22
Travel cost saved per visit



A nurse doing medical home visits.

2025 Annual Health Performance

INDICATOR		NOTES
17,408	Total clinic consultations	2% Increase on 2024 (**17,078**)
13,883	Outpatient Department (OPD) consultations	3.5% Decrease on 2024 (14,386)
3,525	Dental consultations	31% Increase on 2024 **(2,692)**
1,741	Immunisation doses administered	442 Additional doses vs prior year
664	Family planning visits	Declined from **665** — area for renewed focus in 2026
2,199	People reached through health education outreach	63.6% Decrease on prior year due to funding gaps

Top Diagnoses 2025

DIAGNOSIS	CASES
Epidemic Prone	1,153
Non Communicable	596
Communicable	465
Eye	239



A nurse carrying out immunization.

Mental Wellbeing

Nyaka provides trauma support and holistic care for both children and grandmothers. The NVSS School Clinic attended to 171 students in Q1 2025, including 26 individual counselling sessions for mental health and life-skills support.

This recognises that economic and physical recovery cannot occur without mental health support, particularly in communities shaped by decades of HIV/AIDS loss.

Nutrition, Farm-to-Kitchen Link

Nyaka's food security strategy integrates the Desire Farm directly with school nutrition.

In 2025, the farm supplied 4,587 litres of milk to the NVSS kitchen, alongside cassava and vegetables twice weekly and banana bunches from the plantation.

The 100% meals-at-school index among Nyaka students, 46 percentage points above peer schools, is sustained by this direct farm-to-kitchen supply chain.



A nurse doing medical tests on a granny.

SGBV & CSA PREVENTION AND RESPONSE

Nyaka's three-part model, Prevent, Respond, Advocate, has been operational since 2015. Built on the SASA! framework (Start, Awareness, Support, Action), it has grown from 5 cases in 2015 to a comprehensive community protection system serving thousands. The programme is now entering a consolidation phase: communities where SASA! is fully deployed are showing measurable reductions in reported cases, the strongest signal of genuine prevention impact

80
Cumulative Perpetrators Convicted

400k+
Cumulative People Reached via Campaigns

20%
Average PTSD score among survivors after Nyaka intervention

Survivor Support — 2025

335
Survivors with full support
down 30.5% from 482 in 2024

368
Perpetrator arrests
up 38.4% from 266 in 2024

16
convictions attained in 2025

857
Cumulative arrests since 2015. *45.9% of all 1,867 direct cases supported*

Case Reporting Trend — 2015 to 2025

1,867
Survivors Supported
(Cumulative)

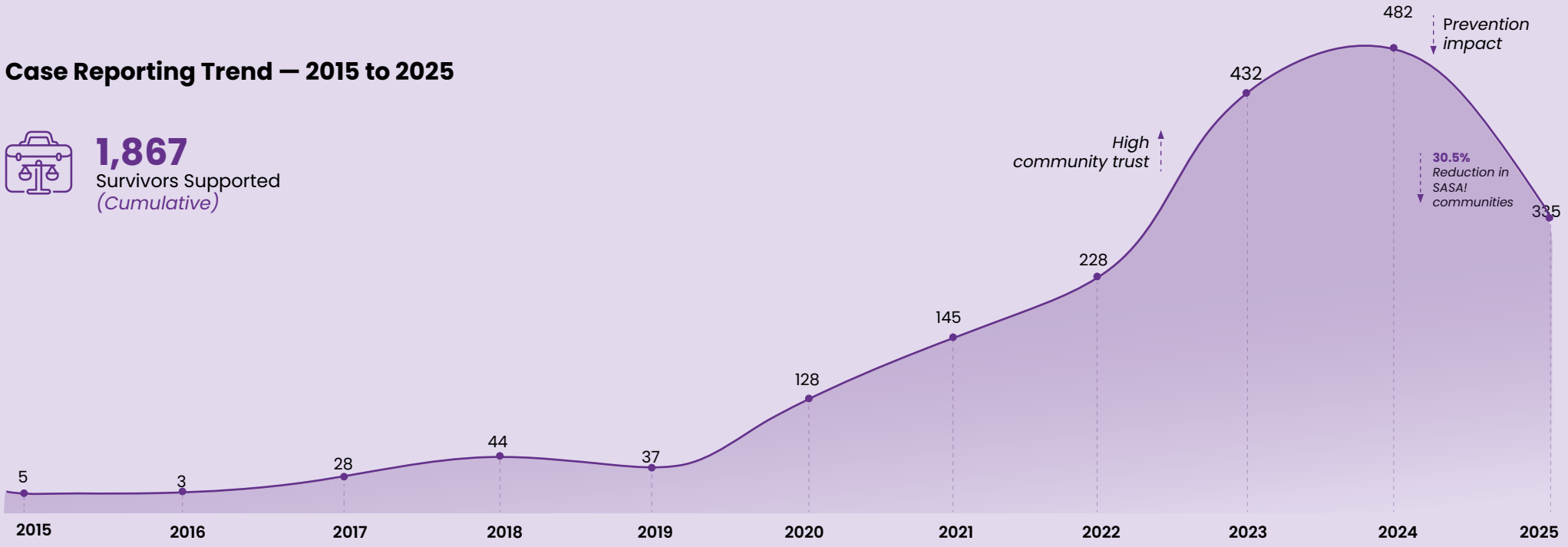

SGBV EDUCATION OUTREACH

37,601

People reached in 2025

CUMULATIVE OUTREACH

467,201

People reached since 2015

Includes people reached physically through the walk, radio and male engagements.

11,868

MALE ENGAGEMENT

Males reached

Cumulative total: ***163,583***

ANNUAL WALK AGAINST SGBV

~5,300

walkers; estimated 100,000 reached online

6th edition, 2025

Women Employability Project (UNFCU-Funded)

In 2025, the Women Employability Project empowered teenage mothers and SGBV survivors through Agri-BTVET training, startup kits for 15 women, and **$3,889** in microfinance funding. This initiative sits at the intersection of protection and livelihoods, survivors are not just supported through trauma; they are equipped for economic independence.

Knowledge, Attitudes & Practices (KAP Index)

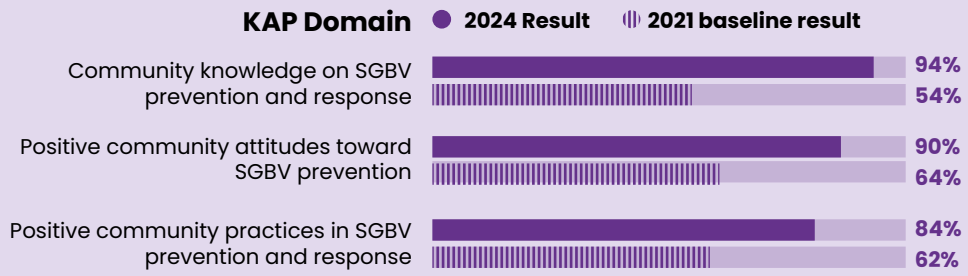

KAP indicators reported for 2025 are based on the most recent KAP survey conducted in 2024. No KAP survey was conducted in 2025; therefore, the 2024 findings are retained as the latest available baseline/reference values.



Student during the Nyaka annual SGBV walk.



RESILIENT LIVELIHOODS & COMMUNITY POWER

A helping hand, not a handout: forging paths to dignity for 23,000+ resilient caregivers and their communities.

GRANDMOTHERS

Grandmother-led groups provide family-based care, mutual support, savings, and micro-enterprise as an alternative to institutional care. These efforts are enhanced by climate-smart farm and forestry initiatives that reduce household costs and build localised food security. The Grandmother Programme is Nyaka's largest and longest-running pillar, operational since 2007.

23,856
Grandmothers Enrolled

2025 Programme Reach

269
Active Groups
This includes 8 groups in Mpigi district

96,000+
OVCs in Their Care

60
Sub-Counties Covered

Expansion update

In 2025, Nyaka grew to 269 groups, up from 254. Growth includes 7 new groups in Kanungu and Rukungiri, 8 older Mpigi groups now counted, via a Child's i Foundation partnership.



A granny drying harvested sorghum.

Programme Reach, Historical Growth

YEAR	GROUPS	GRANDMOTHERS	OVC
2008	93	7,269	31,983
2016	202	15,710	69,130
2021	254	20,066	88,302
2023	254	23,037	92,148
2024	254	23,037	92,148
2025	269	23,856	96,000+

"The average grandmother-led household income grew from $1.06 per day at baseline (2016) to $3.82 per day in 2025, crossing the international extreme poverty threshold."

Economic Empowerment, Monetary Poverty Progression

INDICATOR	NYAKA-LED HOUSEHOLDS	COMPARISON GROUP	BASELINE (2016)
Daily income and earnings	**$3.82** ↑ by $0.15	$2.17 ↓	$1.06
Annual agricultural value	**$594** ↑ by $3	$488 ↑	$318
Annual livestock asset value	**$237** ↑ by $129	$219 ↑	$67
Household annual net value	**$1,630** ↑ by $237	$1012 ↑	$453
Grameen Poverty Probability Index	**14.97** ↓ by 2.43	19.12 ↓ by 1.28	34.2

*Livestock value increased by 119% to $237, following sensitization of grandmothers on improved livestock security and protection practices. It remains above the **$67** baseline.*

Progress on Multidimensional Poverty Indicators



PHONE OWNERSHIP

94%

92% of whom own and use phones for financial tasks

The proportion of grandmothers who own a phone and actively use it for financial tasks surged from **20%** in 2023 to **74%** in 2024, and further to **92%** in 2025, representing a dramatic behavioral and capability transformation rather than a simple access increase. At the same time, the share of grandmothers without any phone dropped sharply from **40%** in 2023 to just **2%** in 2025, signaling a near-elimination of digital exclusion within the program population.



LITERACY

73%

Maintained from 2024



OVCS IN SCHOOL

99.8%

55% female, 45% male

Microfinance Portfolio-2025

UGX 1.079B
Active Loan Portfolio

99%
Annual Repayment Rate

82.1%
Monthly Repayment Rate

99.6%
Groups with Loan Access

Key Growth Indicators

INDICATOR	2025 FIGURE
Total revolving fund in active circulation	**UGX 1.07B** (~$354,444)
Groups that have accessed at least one loan	**268 of 269** established groups (99.6%)
Cumulative grandmothers reached through loans	**22,990** (up from 22,651 in Q4 2024)
2025 annual disbursements	**$364,611.10** to 145 grandmother groups (>9,000 households)



A granny in her sorghum store

Return on Investment

Per $40 invested in a grandmother household of 5 members, the return is $200 in compounding socio-economic value, a 5x ROI. The Social Return on Investment (SROI) averages 285% per household within 36 months of programme participation

Grandmother Savings & Credit Access

INDICATOR	2025 RESULT	PEERS
Monthly household savings	**$2.5**	$1.7
Total household savings	**$96.5**	$73.5
Household loan amount	**$74.3**	$60.2
% households saving in a group	**97%**	92%
% households that received microloans	**86%**	83%

OVC Wellbeing, Grandmother Programme Impact

Empowering grandmothers economically has a direct and measurable effect on child wellbeing. Nyaka-led OVCs report a 20% higher average wellbeing rating across eleven domains compared to peer OVCs.

WELLBEING DOMAIN	NYAKA	PEERS
Food & Nutrition	95%	80%
Education	90%	74%
Economic	81%	60%
Protection	95%	60%
Mental Health	97%	87%
Community	85%	64%
Overall Average	91%	71%

Infrastructure & In-Kind Support - 2025

- 10 homes constructed for vulnerable grandmother households
- 4 kitchens constructed
- 6 pit latrines constructed
- 110 grandmothers in Rubanda received HIV/AIDS testing and counselling
- 236 handcrafted items purchased (value: $458.30), supporting grandmother artisans
- 3,000 mosquito nets distributed; 900 rainwater harvesting tanks supplied; 5,000 garden hoes distributed



A granny with her cow

FARM & FORESTRY

Food production and climate-smart forestry that reduce school and household costs, build local livelihoods, and support climate resilience. Primary actors: grandmothers, youth, local farmers, and school communities.



14 → 18
Goats at Kakono
4 kids born



3,632 Litres
Milk Sold to Market



UGX 12.2M
Firewood Supplied to NVSS



12
Dairy Cows
Desire Farm

1	Dairy herd — Desire Farm	12 cows *Stable throughout year*
2	Goat herd — Kakono Katerampungu	14 - 18 goats *4 kids born, no input cost*
3	Milk sold to market full year 2025	3,632 litres / UGX 5,804,800 *(~USD 1,660)*
4	Milk supplied to school kitchen — 2025	4,587 litres
5	Firewood supplied to NVSS — 2025	UGX 12,200,000 *(~USD 3,488)*
6	Total farm value (milk + firewood) — 2025	Over UGX 18 million
7	Vegetable & cassava supply to kitchen	Twice weekly *year-round*
8	Banana bunches to kitchen	Regular monthly supply
9	Forestry sites under active management	2 *Katete, Kakono Katerampungu*
10	Dedicated farm staff	3 *2 paid, 1 volunteer*

Key Insights

1 The farm does two things simultaneously: It earns and it feeds.

Milk, bananas, vegetables, and cassava flow to the NVSS school kitchen on a regular basis, reducing what Nyaka spends on food procurement. At the same time, milk sold to the local market and firewood supplied to the school generate real income and cost offsets. In 2025, those two revenue streams were worth over UGX 18 million.

2 Firewood from the forestry sites is a hidden cost-saver.

The eucalyptus plantations at Katete (along the Kambuga–Katete–Kihihi road) and Kakono Katerampungu (Rugyeyo sub-county) supplied firewood worth UGX 12.2 million to NVSS across 2025, money the school did not have to spend. This is the quiet return on a long-term forestry investment that rarely makes headlines but materially reduces school operating costs year on year.

3 The herd is growing on its own.

Four kids were born at the Kakono goat project during 2025, taking the herd from 14 to 18. Natural reproduction, at no additional input cost, is expanding Nyaka's livestock asset base year on year, demonstrating the self-compounding nature of a well-managed breeding programme.

4 Students farm. That is by design.

NVSS learners actively participate in planting, crop care, and livestock management throughout the year. The farm is not just a food source, it is a vocational learning environment, building practical agricultural skills in the same students Nyaka educates. The farm-to-kitchen link also ensures the meals-at-school index remains at 100%.

Forestry Sites

SITE	DESCRIPTION	MANAGEMENT
Katete Sub-County	Eucalyptus plantation along Kambuga–Katete–Kihihi road	Volunteer attendant monitors against fire and encroachment
Kakono Katerampungu, Rugyeyo	Eucalyptus + integrated goat project	Paid support staff; drought preparation maintenance conducted

Active Challenges

SITE	DESCRIPTION	MANAGEMENT
Katete Sub-County	Persistent parasite threat to dairy herd productivity	Twice-weekly integrated parasite management; ongoing
Fence integrity	Cows escaping to neighbouring gardens	Immediate repairs conducted at breach points
Inconsistent herdsman	Productivity gaps due to staff reliability	Replacement process underway
Additional tree project staff needed	Kakono Katerampungu requires more support	Identified; not yet resolved
Land injunction	Newly acquired land fully ploughed but cannot be seeded	Legal process ongoing



A granny in her farm of fruits.

NYAKA AIDS ORPHANS PROJECT LIMITED

Audited Financial Statements
For the year ended 31 December 2025

STATEMENT OF INCOME AND EXPENDITURE

INCOME	NOTE	2025(UGX)	2024(UGX)
Donations/Grants	2	4,578,544,537	4,889,091,176
Other Income	3	542,969,883	708,279,257
Total Income		**5,121,514,420**	**5,597,370,433**

EXPENDITURE

EXPENSE	NOTE	2025(UGX)	2024(UGX)
Personnel costs	4	2,273,293,922	2,506,335,860
Program Activities	6	1,448,774,293	2,114,693,580
Capital Expenditure	7	677,820,005	379,468,572
Administrative costs	5	487,273,467	399,798,598
Repairs and maintenance	8	150,964,925	82,355,180
Supplies & Materials	9	83,387,808	114,718,643
TOTAL EXPENDITURE		**5,121,514,420**	**5,597,370,433**
SURPLUS/(DEFICIT) FOR THE YEAR		**--**	**--**

STATEMENT OF FINANCIAL POSITION

Assets	NOTE	2025(UGX)	2024(UGX)
Current Assets			
Cash and Bank balances	10	1,421,360,617	757,718,692
Revolving loans	11	1,079,155,811	1,276,046,300
Receivables	12	4,550,000	4,550,000
Related Party Receivables	13	80,000,000	
TOTAL ASSETS		**2,585,066,428**	**2,038,314,992**
Liabilities and Accumulated Fund			
Accounts payable		60,292,923	57,223,500
Deferred Income		1,276,743,157	731,217,467
Total Liabilities		**1,337,036,080**	**788,440,967**
TOTAL ACCUMULATED FUND & LIABILITIES		**2,585,066,428**	**2,038,314,992**

nyaka

For our children's sake

UNITED STATES
PO Box 339
East Lansing, MI 48826
(877) GO-NYAKA (466-9252)
info@nyakaglobal.org

UGANDA
P.O. Box 12540, Kampala,
Uganda, East Africa
+256 414 669483
infouganda@nyakaglobal.org

@NyakaGlobal

www.nyakaglobal.org